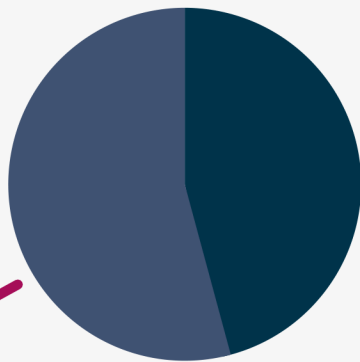


2022 TEACHER PROFILE



GENDER

Female
54.2%


Male
45.8%

TEACHER RACE

White 93.4% Hispanic 2.4% Native American 1.6% African American 1.4% Other, Asian, Pacific 1.2%



AGE




18 to 25 ~ 19.5%
26 to 30 ~ 17.3%
31 to 40 ~ 25.8%
41 to 50 ~ 21.4%
51 to 60 ~ 11.7%
61 and wiser ~ 4.3%

MEMBERSHIP



Former Members
86%



PROFESSIONAL EXPERIENCE

University Certification 84%
Alt. Certification 16%

Ave. Schools Taught 1.7
Ave. Yrs. at Current School 5 yrs.



Sample of 14,228 teachers in AET