

Johnny Paid and Unpaid Experience

Ver. January 2014

Teacher Instructions:

- a. In this example, the goal is to illustrate the records needed for an SAE. Each AET practice scenario has a beginning and ending date, which is set by the teacher.
NOTE: Years must be set for entries in the current year or prior; no future dates are allowed.
- b. To set this exercise, complete the base years for this example as:

AET Practice Year is _____ (a)

** Project begins in September (a) and goes to December.*

- c. Encourage students to use your set date "(a)" to complete the date sections of this example **prior to them entering the work in "Practice AET"**.

Student Instructions:

This example SAE includes:

- ✓ An example that starts in year (a)
- ✓ Creating a SAE plan and related entries



To get started:

- ✓ Use year (a) to complete all date blanks in the exercise.
- ✓ Then, visit www.theaet.com and follow the steps below using the "Practice AET," located in the left menu under "Free Tools." Write your name and password for "Practice AET" below.

Practice Username: _____ Password: _____

*NOTE: When you log back into this SAE to complete and edit your entries, be sure to login using the "Practice AET" menu and **NOT** your normal, student login area of The AET.*

Step 1: Log into "Practice AET" on www.theaet.com and set your practice class.

- a. Log into "Practice AET" or create an account by completing the required information.
- b. All students in The AET have a first agricultural class, so once logged in, select PROFILE  and choose  to add your example starting **September 1, _____(a)**.

AET Practice – Placement (Paid & Unpaid)

Step 2: Create your SAE, SAE Plan and complete other details in The AET.

Johnny's job experience is "Keep 'em Kicking Vet Clinic" and after interviewing with the veterinarian, he agrees to the following paid and unpaid job duties.

His interview results in the following:


Paid Responsibilities:	Unpaid (Based on the student's interest)
✓ Equipment repair and maintenance	✓ Farm calls on large animal care
✓ Assistance in animal care	

1a. Record the Paid AET experience (SAE)  in the PROFILE section of The AET.

- Name: *Keep em Kicking Vet Clinic*
- SAE Type: *Paid Placement*
- Initial Area: *Animal Systems*
- Sub-Area: *Veterinarian*
- Click "Multiple Categories"
 - Area a – " - *Animal Care*" in *Animal Systems*
 - Area b – " - *Vet Eq. Maintenance*" in *Power Systems / Repairs*
- Click "Save"

1b. Develop the Unpaid AET Experience (SAE) 

- Name: *Keep em Kicking Vet Clinic (Unpaid)*
- SAE Type: *Unpaid Placement*
- Initial Area: *Animal Systems / Veterinarian*
- Click "Save"

2. Develop an SAE Plan  for each AET experience, which, in this scenario, are two paid and one unpaid placement project for a total of three plans. (Use your own words to complete each section.)

2a. Develop Plan for "Keep em Kicking Vet Clinic – Animal Care"

- SAE Description – *This experience relates to my interest in animal care and potentially becoming a veterinarian. My project is planned to start _____ and end at the end of the school year. I will be paid approximately \$10 per hour. My teacher is helping me in my job by ...*
- Time – *I will spend approximately 5 to 10 hours per week working at the facility with the majority of my time spent on the weekends. Example work includes...*
- Planned Learning Outcomes – *I am to learn more about ...*

2b. Develop Plan for "Keep em Kicking Vet Clinic – Vet Equipment Maintenance"

- SAE Description – *This experience relates to my interest in running a veterinary operation and maintaining equipment necessary to run a similar operation. My project is planned to start _____ and end at the end of the school year. I will be paid approximately \$10 per hour. My teacher is helping me in my job by...*
- Time – *I will spend approximately 5 to 10 hours per week working at the facility with the majority of my time spent on the weekends. Example work includes...*
- Planned Learning Outcomes – *I hope to learn more about...*

2c. Develop Plan for "Keep em Kicking Vet Clinic (Unpaid)"

- SAE Description – *This experience relates to my interest in learning about large animal care, but is unpaid since my employer does not need assistance and is allowing*

me to accompany him to gain from the experience. My teacher is helping me in my job by...

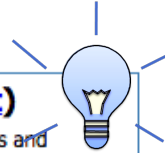
- Time – I will spend approximately 5 hours per week working at the facility with the majority of my time spent on the weekends. Example work includes...
- Planned Learning Outcomes – I am hoping to learn more about...



A copy of your plan can be printed (PDF Report) and turned in as the first record in developing your SAE and provided to your teacher to grade your SAE Plan.

Watering and Light Expos (PDF Report)

is where you will describe how you planned your SAE, the goals and s becomes part of your Complete Record Book Report and ends up in many **complete sentences in grammatically correct paragraphs.** r SAE might help you grow.



Investment

Capital Investment

Learning Objectives

Provide a general description of your research project. This could



Step 3: Record your SAE activities (AET experience).

1. Record Paychecks in Finances for the paid projects.

Date	Total	Tax Ded.	Exp.	Hr.	SAE & %	Memo
09/15/__(a)	\$480	\$50	\$60	60	Animal care 50%	Care of animals and assisting in operations
					Vet Eq. 50%	Rebuilding animal pens
10/15/__(a)	\$500	\$55	\$0	62	Vet Eq. 100%	Completed rebuilding animals pens and designing new handling areas
11/15/__(a)	\$500	\$0	\$0	62	Animal Care 100%	Care of animals and assisting in operations and other activities
12/15/__(a)	\$480	\$0	\$50	60	Vet Eq. 70%	Completing new animal handling facilities and hydraulics
					Animal Care 30%	Care of animals in new small animal shelter

2. Record the unpaid records in the placement experience. The records for this experience are journals and select an AET Experience type.

Date	Activity	SAE	Description	Hr
9/15/__(a)	Animal Care	Keep Em Kicking - Animal Care	Working in the vet clinic and cleaning dog cages and walking animals that need care – Animal handling – select the best area of interest	30

9/15/___(a)	Vet Eq Maint.	Keep Em Kicking –Vet Eq. Maint.	Rebuilding working pens and repairing equipment – select the best area of interest	30
10/15/___(a)	Vet Eq Maint.	Keep Em Kicking –Vet Eq. Maint.	Rebuilding animal management facilities-welding and other repairs – select the best area of interest	62
11/15/___(a)	Animal Care	Keep Em Kicking - Animal Care	Care of animal and working with one dog that had an infection and walking other dogs under treatment – select the best area of interest	62
12/15/___(a)	Animal Care	Keep Em Kicking - Animal Care	Care of animals and assisting one animal to recover from operation – select the best area of interest	18
12/15/___(a)	Vet Eq Maint.	Keep Em Kicking –Vet Eq. Maint.	Repairing hydraulic units in chutes and repairing lawn equipment – select the best area of interest	42
11/05/___(a)	Animal Care	Keep Em Kicking (Unpaid)	On several weekends, I assisted the veterinarian in handling horses and cattle for vet services. Dates from 9/1 to 11/5 - select the best area of interest	10
12/15/___(a)	Animal Care	Keep Em Kicking (Unpaid)	I assisted with more vet services such as colic, AI and other services from 11/5 to 12/15 - select the best area of interest	25

Step 4: Review SAE project in “Develop your AET Experience”

Review the SAE Plan for each project. Complete each section in your own words.

- (Animal Care – paid) Annual Review - I began simply walking animals and clearing out cages, but by the end of the semester I as able to assist in some minor procedures. I was responsible for... *skills*
- (Vet Equipment Maintenance – Paid) - I began basic repairs and painting but by the end of the year I started rebuilding some livestock handling facilities and improving their design. I was responsible for...*skills*
- (Placement – Unpaid Project) - I began to just learn about large animal care, but once I showed interest I was able to assist in horse colic treatment, cattle birth issues and other large scale animal veterinary services. I was responsible for...*skills*
- The project is now complete. Select “inactive” to close this SAE.

NOTE: At this point, it is still available for reporting, just no more records.

✓ **All done.** Now, review the following AET reports to print for an SAE grade.

1. **Single Experience Report** - Click “Complete Report (pdf)” to automatically gather all previous SAE entries (i.e. your SAE plan, journal entries, expenses/income, profit/loss statement, etc).

Students can print their best SAE’s “Single SAE Report” and turning in for a final project grade for the year.