


Getting Started Is Easy

Follow the steps below to join STEM Premier and showcase your AET experiences

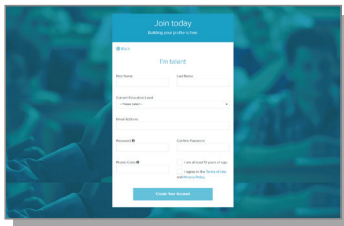
Helpful items to have ready:

- School transcript
- Earned certificates
- Standardized test scores (ASVAB, ACT WorkKeys, etc.)
- Resume
- Awards received
- Files to upload (projects, presentations, etc.)
- Any thing else you would like to showcase



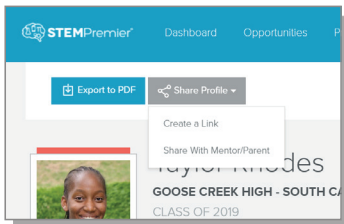
1 Go To The AET Portal

- Go to www.stempremier.com/aet
- Click **Join STEM Premier**



2 Join STEM Premier

- Sign up with your email or Google
- Register and click **Create Your Account**
- Follow the **steps on your screen** to add a profile picture, your current school, next steps, and career interests
- Make sure to verify your email - just open the email we sent and click **Verify My Email**



3 Build & Share Your Profile

- Click **Profile** and select **Edit Profile**
- Select each section on the left to add your activities, test scores, videos, and more.
- Click **Share Profile** to export your profile to a printable resume or create a digital link!

Questions? Visit stempremier.com or contact us at support@stempremier.com | 855 765 STEM (7836)

